



Comune di San Michele al Tagliamento - VE

PEBA

Piano per l'Eliminazione delle **B**arriere **A**rchitettoniche



3 - MAPPATURA

Luglio 2024

Professionisti incaricati



urb. Murielle Drouille-Scarpa, arch. Aldo Scarpa

Comune di S. Michele al T.

Sindaco

Flavio Maurutto

Resp. Uff. LL.PP.

arch. Wanda Antoniazzi





















Ref. PEBA

arch. Jaqueline Caissutti


















RILIEVO E VALUTAZIONE

LEGENDA MAPPE

-  Scuole
-  Servizi culturali - associativi
-  Sede municipale
-  Ufficio postale
-  Supermercato/ galleria/ sottoportico commerciale
-  Servizi socio sanitari
-  Impianti sportivi
-  Farmacia
-  Piazze - aree pedonali
-  Campi sportivi
-  Aree verdi - aree giochi
-  Edificazione - urbanizzazione
-  Sottopassi
-  Confine comunale
-  Fermata bus
-  Chiesa
-  Cimitero
-  Benzinaio
-  aree residenziali edificate e urbanizzate
-  aree commerciali e produttive

ACCESSIBILITA' E PERCORRIBILITA'

-  Percorribilità buona
-  Percorribilità abbastanza buona
-  Percorribilità e/o sicurezza da migliorare e/o leggera pendenza o interferenza con bici
-  Percorribilità limitata o assenza di linee guida e/o pendenza variabile e insicurezza e/o assenza percorso pedonale
-  Percorribilità molto limitata o insicurezza da migliorare o pendenza accentuata o assenza percorso pedonale
-  Strade interne e residenziale senza percorso pedonale
-  Strada campestre
-  Interruzione sul percorso e/o nelle intersezioni e/o negli attraversamenti
-  Incrocio da riqualificare e/o da mettere in sicurezza
-  Aree parcheggi
-  Parcheggio riservato
-  Fermate bus accessibili, non accessibili e parzialmente accessibili
-  Rotatorie
-  Casetta dell'acqua
-  Vegetazione/aree boschive